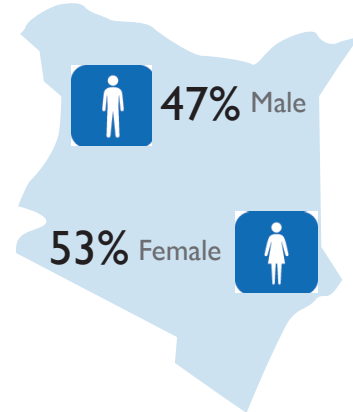


International Migration from Kenya (2016-2020)

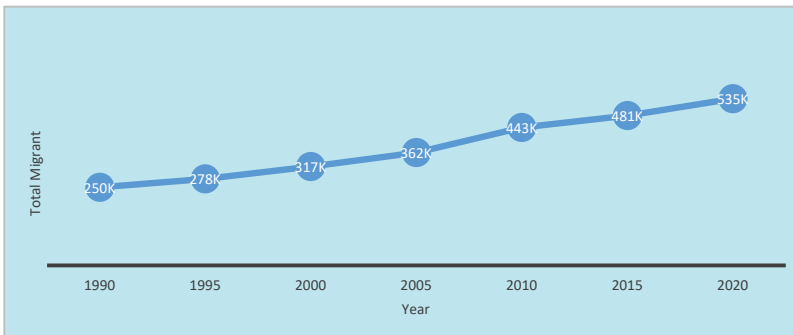
Background

International migrants comprise of 3.5 per cent of the global population, compared to 3.3 per cent in 2015 and 2.8 per cent in 2000. In 2020, there were an estimated 280,598,000 international migrants worldwide, an increase of 32,640 since 2015. 535,000 of these international migrants were from Kenya from (2016 – 2020) 77,000 increase since 2015. 253,000 (47%) of these migrants were male while 282,000 (53%) were female.



531K

Migrated Abroad from 2016 to 2020

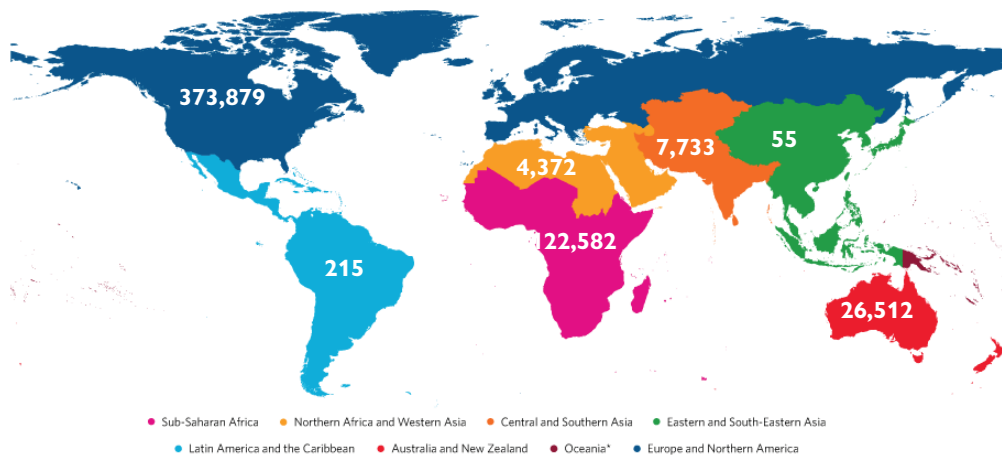


Methodology

The UNDESA dataset International Migrant Stock 2020 contains estimates of the total number of international migrants by country or area by sex, age and origin. Estimates refer to 1 July of the reference year, and are presented for the years 1990, 1995, 2000, 2005, 2010, 2015 and 2020. The estimates are based on official national statistics on the foreign-born or the foreign population obtained from population censuses, population registers or nationally representative surveys.

SDG Regions for Kenyan Migrants

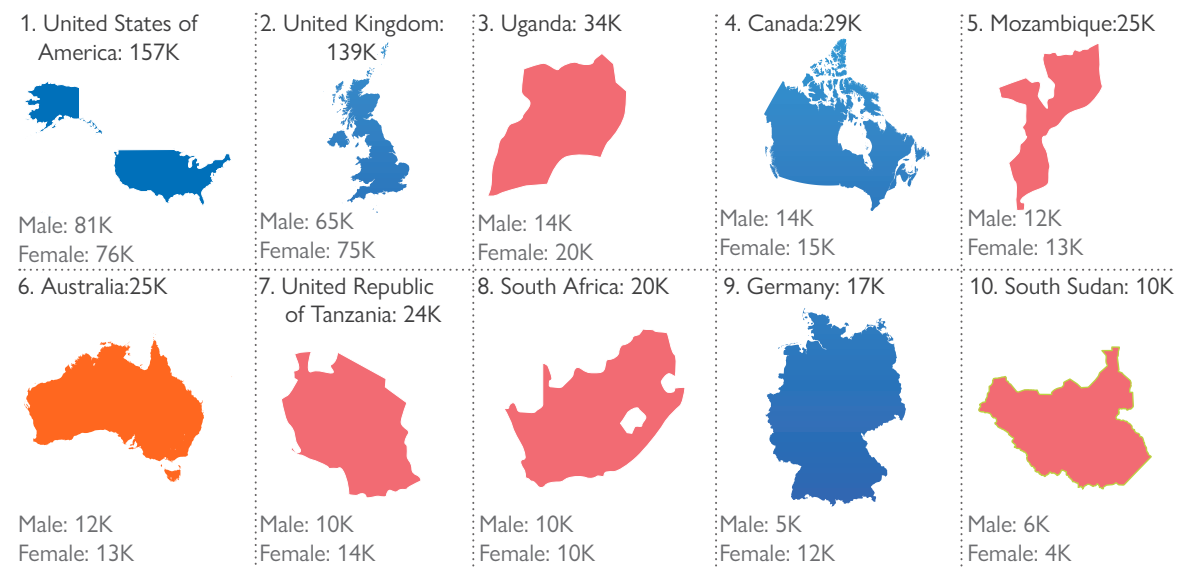
The data examined migration flow to Sustainable Development Goal (SDG) regions. The SDG region with the highest number of Kenyan migrants (374,000) was in Europe and Northern America.



1. This report is based on the dataset International Migrant Stock 2020 by the United Nations Department of Economic and Social Affairs (UNDESA) and focuses specifically on Kenya
2. "Trends in international migration, 2015." Population Division of the United Nations Department of Economic and Social Affairs (2015).
3. "Population Facts." Population Division of the United Nations Department of Economic and Social Affairs (2020).
4. United Nations, Department of Economic and Social Affairs, Population Division (2020). International Migrant Stock 2020. (United Nations database, POP/DB/MIG/Stock/Rev.2020).
5. "International Migrant Stock 2020." Population Division of the United Nations Department of Economic and Social Affairs (2020).

Top 10 Countries for Kenyan Migrants Abroad(2016-2020)

A summary of migration flow from Kenya to different countries. United states of America has the highest number of Kenyan migrants (157,000) followed by United Kingdom (139,000).



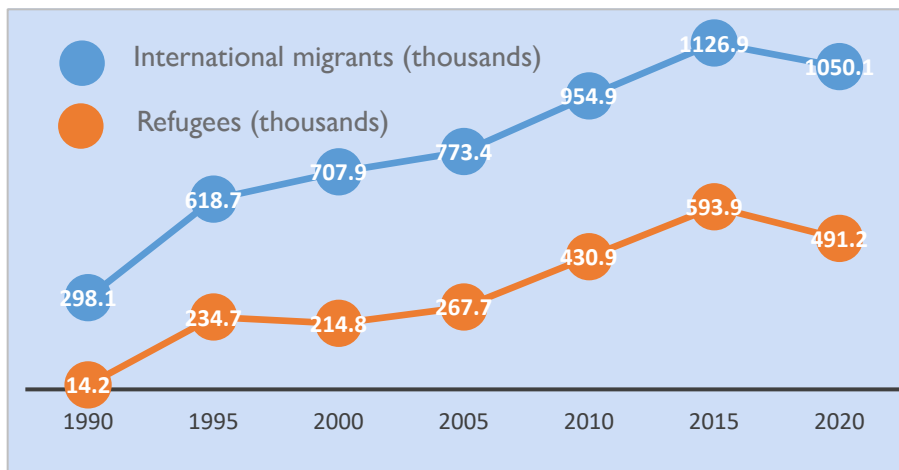
Kenyan Migrants in Other Countries

Region	Country	Number of Migrants	
Northern Africa and Western Asia	Sudan	3,561	
	Libya	357	
	Turkey	236	
	Egypt	137	
	Cyprus	81	
Central and Southern Asia	India	7,733	
Eastern and South-Eastern Asia	Philippines	55	
Latin America and the Caribbean	Mexico	73	
	Brazil	56	
	Cayman Islands	39	
	Bahamas	21	
	Bolivia	15	
	Costa Rica	9	
	Argentina	2	
	Australia and New Zealand	Australia	24,557
		New Zealand	1,955
		Oceania	Oceania
Uganda			34,241
Mozambique			24,779
United Republic of Tanzania			24,274
South Sudan			9,800
Rwanda			2,575
Burundi			1,226
Zambia			660
Seychelles	415		
Eritrea	305		
Comoros	74		
Europe and Northern America	United States of America	156,960	
	United Kingdom	139,352	
	Canada	29,241	
	Germany	16,678	
	Sweden	4,616	
	Italy	4,275	
	Switzerland	3,800	
	Netherlands	3,582	
	Norway	2,309	
	Spain	2,098	
	France	1,999	
	Denmark	1,900	
	Belgium	1,692	
	Finland	1,562	
	Austria	1,254	
	Ireland	551	
	Greece	460	
	Russian Federation	449	
	Hungary	254	
	Czechia	137	
	Portugal	113	
	Luxembourg	111	
	Iceland	103	
	Malta	96	
	Poland	77	
Romania	55		
Slovenia	35		
Slovakia	28		
Bulgaria	28		
Faroe Islands	22		
Faroe Islands	22		
Estonia	22		
Lithuania	8		
Liechtenstein	8		
Latvia	4		

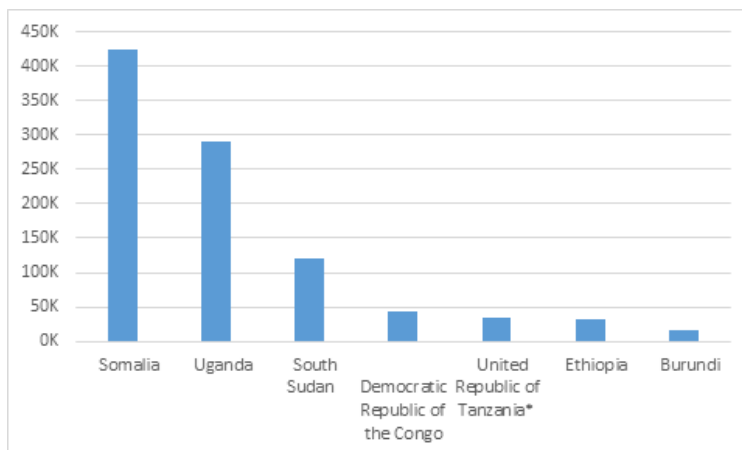
International Migrants in Kenya (2016-2020)

Background

In 2020, international migrants in Kenya comprised 2 per cent of the total Kenyan population. 47% of the migrants were refugees. This was a slight decrease compared to the 2.4 per cent registered in 2015. Age group 20 to 64 years registered the highest number of migrants at 64%, followed by those aged below 20 years at 31%, with the elderly (above 65 years) registering 5 per cent.



Number of International Migrants in Kenya by Top Countries of Origin, 2020



Top three countries with migrants were Somalia (44%), followed by Uganda (30%), while South Sudan had 13% of the migrants.

Demographics

The ratio of male to female migrants was almost equal at 50% each gender.

